




Lens op de Mens 2023


Tutorial: step by step how to submit photos

Go to <https://fotofestivalpelt.be/en/>



Click UPLOAD PICTURES in the drop-down menu under PARTICIPATE



- Click 'Click here to submit your pictures to Lens op de Mens 2023'
- You will now be directed to the register/upload section



- New user? Click on [register here](#) in section 1) in the right-hand column
- Already registered? Go to step 2) in the right-hand column and click [log in here](#)

[ENTRY SYSTEM](#)
[FOTOFESTIVAL HOMEPAGE](#)

NL – Welkom op de wedstrijdpagina's van Lens op de Mens – Fotofestival Pelt 2023.

Op deze pagina's kan u zich registreren en foto's inzenden voor de preselecties van de openlucht tentoonstelling.

U kan uw foto's insturen tot 6 februari 2023 om middernacht.

Volg de aanwijzingen hiernaast om uw inzending te starten.

In deze tutorial (weldra beschikbaar) leggen wij u stap voor stap uit hoe u uw foto's moet insturen en de betaling afwerken.

Bekijk ook onze [FAQ](#) – veelgestelde vragen-pagina.

EN – Welcome to the competition pages of Lens op de Mens – Fotofestival Pelt 2023.

On these pages, you can register and submit photos for the preselections for the outdoor exhibition.

The call for entries is open from 15 October 2022 to 6 February 2023.

Please follow the instructions opposite to submit your photos.

In this tutorial (available soon), we explain step by step how to submit your photos and complete payment.

Also check our [FAQ](#) page.

1) Nieuwe gebruiker?

Registreer u hier / New user?
Register an account

Al geregistreerd? Ga naar stap 2)
Already registered? Go to step 2)

[register here](#)
new user

2) Login op uw account /

Login to your account

Klik om in te loggen
Click to log in

[log in here](#)
already registered

Gebruikersnaam of Paswoord
vergeten? / If you have forgotten
username/password

[Reset password here](#)

3) Start uw inzending / Click to start your entry

Na beëindigen van stap 1) en 2)
Once you have completed the
above steps:

[begin entry](#)

Create an account

Create an Account

Registering for this site is easy. Just fill in the fields below, and we'll get a new account set up for you in no time.

Account Details

Username (required)

Email Address (required)

Choose a Password (required)

Confirm Password (required)

Profile Details

Name (required)

Company Name

Who can see this field?

☒ Everyone
☐ Only Me
☐ All Members

Discount Code

Who can see this field?

☐ Everyone
☒ Only Me
☐ All Members

Street & Number (required)

Who can see this field?

☐ Everyone
☒ Only Me

Scroll down

Street & Number (required)

Who can see this field?

☐ Everyone
☒ Only Me
☐ All Members

Postcode (required)

Who can see this field?

☐ Everyone
☒ Only Me
☐ All Members

City (required)

Who can see this field?

☐ Everyone
☒ Only Me
☐ All Members

Country (required)

Who can see this field?

☒ Everyone
☐ Only Me
☐ All Members

Scroll down



Phone

please include your country code

Who can see this field?

☐ Everyone
☒ Only Me
☐ All Members

Website

Who can see this field?

☐ Everyone
☒ Only Me
☐ All Members

Instagram Username

(excluding the @)

Who can see this field?

☐ Everyone
☒ Only Me
☐ All Members

Twitter Username

(excluding the @)

Who can see this field?

☐ Everyone



Scroll down

Twitter Username

(excluding the @)

Who can see this field?

☐ Everyone
☒ Only Me
☐ All Members

Year of birth

Only for registrants born in 1992 or after (age 30 or younger)

Who can see this field?

☐ Everyone
☒ Only Me
☐ All Members

Complete Sign Up

Year of birth

This is important to compete for the Award for the Promising Photographer aged 30 or younger

Please double-check your entries and then click on
Complete Sign Up

Best to leave the white and blue checkboxes at **Who can see this field** as they are

Check Your Email To Activate Your Account!


You have successfully created your account! To begin using this site you will need to activate your account via the email we have just sent to your address.

Check your email and follow the instructions

Thanks for registering!

To complete the activation of your account, go to the following link and click on the 'Activate' button:

<https://competition.fotofestivalpelt.be/activate/>  /

If the 'Activation Key' field is empty, copy and paste the following into the field - 

Activate Your Account

Please provide a valid activation key.

Activation Key:


c1KjJ1EJPGMDle8aDVAsCNH2hMpm1udC

Activate

If the **Activation Key** field is empty, copy and paste the activation key from your email into this field

Log in

You now return to the competition home screen



Username or Email Address


Password

☐ Remember Me

[Register](#) | [Lost your password?](#)

[← Go to Fotofestival Pelt Entries](#)

[Privacy Policy](#)

 English (UK)

NL – Welkom op de wedstrijdpagina's van Lens op de Mens – Fotofestival Pelt 2023.

Op deze pagina's kan u zich registreren en foto's inzenden voor de preselecties van de openluchttentoonstelling.

U kan uw foto's insturen tot 6 februari 2023 om middernacht.

Volg de aanwijzingen hiernaast om uw inzending te starten.

In deze tutorial (weldra beschikbaar) leggen wij u stap voor stap uit hoe u uw foto's moet insturen en de betaling afwerken.

Bekijk ook onze [FAQ](#) – veelgestelde vragen-pagina.

EN – Welcome to the competition pages of Lens op de Mens – Fotofestival Pelt 2023.

On these pages, you can register and submit photos for the preselections for the outdoor exhibition.

The call for entries is open from 15 October 2022 to 6 February 2023.

Please follow the instructions opposite to submit your photos.

In this tutorial (available soon), we explain step by step how to submit your photos and complete payment.

Also check our [FAQ](#) page.

1) Nieuwe gebruiker?
Registreer u hier / New user?
Register an account

Al geregistreerd? Ga naar stap 2)
Already registered? Go to step 2)

[register here](#)

2) Login op uw account /
Login to your account

Klik om in te loggen
Click to log in

[log in here](#)

Gebruikersnaam of Paswoord
vergeten? / If you have forgotten
username/password

[Reset password here](#)



3) Start uw inzending / Click
to start your entry

Na beëindigen van stap 1) en 2)
Once you have completed the
above steps:

[begin entry](#)

Now go to step 3) and click [begin entry](#)

Verify your Personal Information, accept the Terms and Conditions

[Home](#) > [Details](#)

Personal Details, Terms and Conditions

Your Details

Please verify that your personal information is correct before proceeding.

Name* : Jan Peltenaar

[edit my information](#)

Terms and Conditions

You must accept the terms and conditions to proceed

NL – Ik heb de regels voor inschrijving gelezen en begrepen en zal deze volledig naleven. Ik verklaar dat ik juiste informatie heb verstrekt. Ik ben me ervan bewust dat ik, als ik de regels niet respecteer en/of valse informatie heb verstrekt, gediskwalificeerd kan worden.

EN – I have read and understood the rules for registration and I will respect them in full. I declare that I have provided true information. I'm aware that if I do not respect the rules and/or if I have provided false information, I may be disqualified.

FR – J'ai lu et compris les règles d'inscription et je les respecterai dans leur intégralité. Je déclare que j'ai fourni des informations correctes. Je suis conscient(e) que si je ne respecte pas les règles et/ou si j'ai fourni de fausses informations, je peux être disqualifié(e).

[I agree to the terms and conditions](#)

Upload pictures

EN – After registration on this website amateur as well as professional photographers can upload their best pictures for the preselections of the 4th edition of Lens op de Mens – Fotofestival Pelt.

Only after the payment of 20 euros per submitted photo is completed the photos will be admitted to the pre-selections for the open-air exhibition Lens op de Mens 2023. Photos are selected by an international jury depending on their photographic and content qualities. Participants will be informed by email in the course of March whether or not their photos have been selected by the jury for the exhibition. The selected photos are automatically entered into a competition. Prizes are awarded in different categories.

Amateur

enter this category

Choose the category in which you wish to submit photos

Professional

enter this category

Your entry is not yet valid– please check that you have reached the minimum number of images in all of the categories you are entering.

Total entry cost : 0.00

Payments made so far : 0.00

Current balance : 0.00

Add images to the category of your choice

Adding image to Professional

Remember:

- No image borders **No borders around your images**
- No identifying marks **No logo's, signatures, texts of other identifying marks on the image**

Files should be uploaded at the original file resolution, at least 4,000px on the long side. **Ideally is 5906 pixels on the longest side**

select a file

Bestand kiezen

Geen bestand gekozen

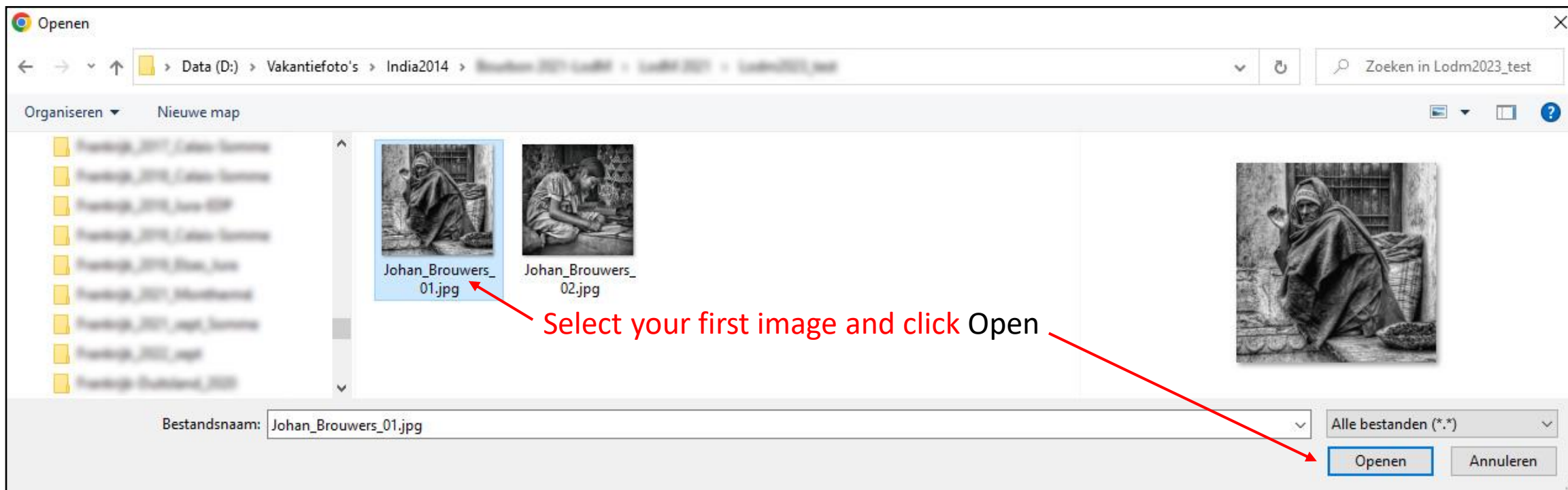
upload image

Click Select File and select your first photo on your hard disk or other storage medium

A file name is preferably composed by: Last name of the photographer_first name_serial number (John_Smith_01)

The file name of the photos should consist of a maximum of 32 characters and should not contain any special characters with accents, commas, umlauts, dots, tildes, etc. and therefore no non-Latin characters, only aA-zZ and 0-9

Follow this advice strictly to avoid uploading problems



The selected file name appears in the selection window. Click upload image

Upload pictures

Professional

minimum entry


1 images

images entered

1 images

maximum entry

10 images



Your first photo appears in the overview

Click add image if you want to add more pictures
en repeat the steps of the previous pictures

add image

- Select file
- Upload photo...

Professional

+ 1 image(s) : 20.00

Total entry cost : 20.00

Payments made so far : 0.00

Current balance : 20.00

Payment

Payment takes place on a secure server.


Stripe

Click

Pay with Card

Upload pictures

Edit Image



Johan_Brouwers_01.jpg

Title



Indian charcoal seller

Save

Enter a title for your image and click Save

Professional

minimum entry 1 images images entered 2 images maximum entry 10 images



edit delete

Your second photo appears in the overview

If you move the mouse cursor over a thumbnail, two pop-ups will appear

add image

Professional

+ 2 image(s) : 40.00

Total entry cost : 40.00

Payments made so far : 0.00

Current balance : 40.00

Payment

Payment takes place on a secure server.

Stripe

Pay with Card

Upload pictures

Professional

minimum entry



1 images

images entered

2 images

maximum entry

10 images



Click add image if you want to add more pictures
en repeat the steps of the previous pictures

add image

- Select file
- Upload photo...

Professional

+ 2 image(s) : 40.00

Total entry cost : 40.00

Payments made so far : 0.00

Current balance : 40.00

Payment

... or you can end your submission
and pay the balance due using your
credit card

Payment takes place on a secure server.

Stripe

Click

Pay with Card

Payment

Pay by Card

Google Pay | De CVC-code voor Mastercard ****7002 opgeven

Nadat je hebt bevestigd, worden de kaartgegevens uit je Google-account gedeeld met deze site.

CVC 

Bevestigen

Annuleren

The 3-digit CVC code can be found on the back of your credit card

Total entry cost : 40.00

Payments made so far : 0.00

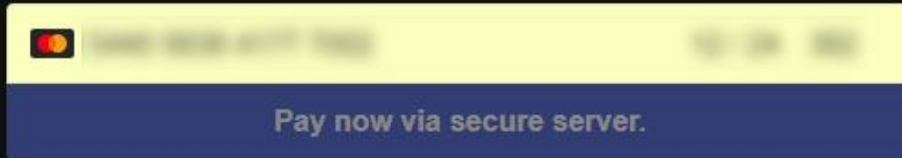
Current balance : 40.00

Enter your credit card number, expiry date and CVC code

<input type="text"/>	<input type="text"/>	<input type="text"/>
Kaartnummer	MM / JJ	CVC
<p>Click <u>Pay now via secure server.</u></p>		

Payment

Pay by Card



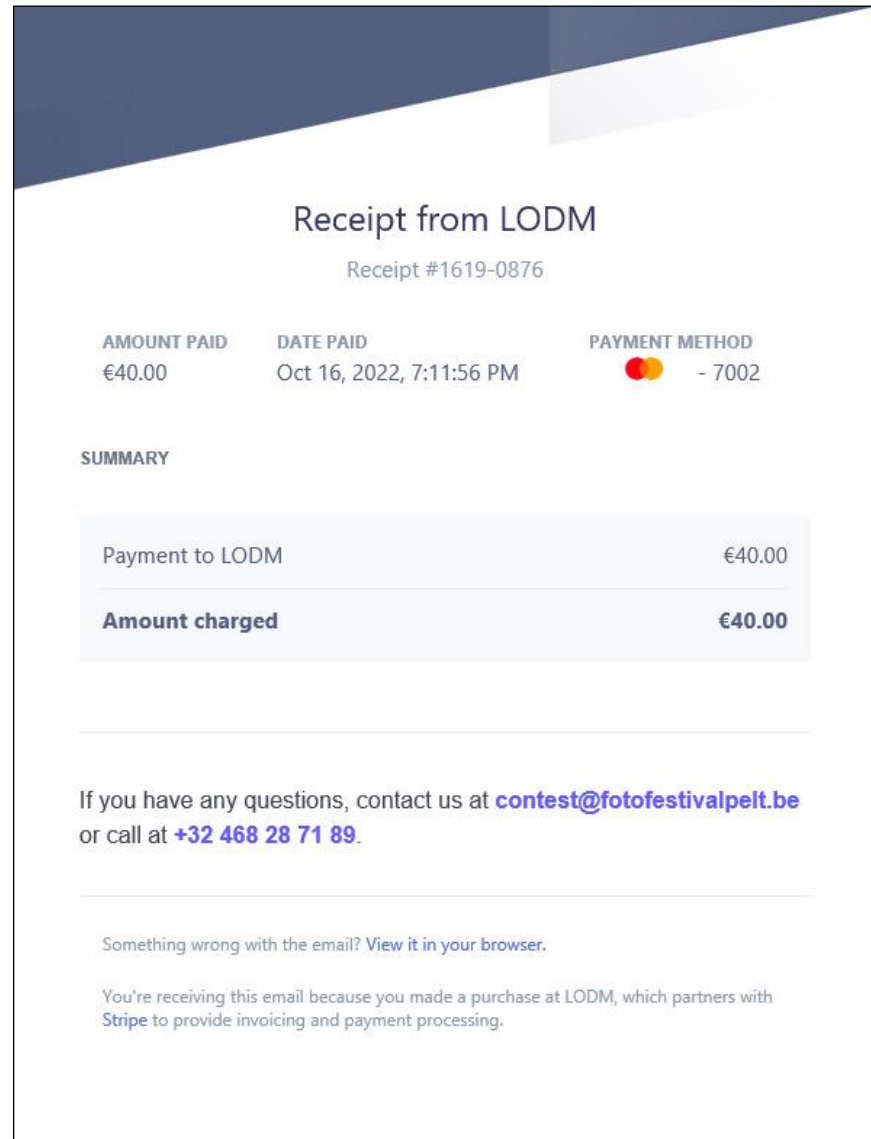
Payment Successful [Click here](#) to return to your entry.

You may ignore this not yet updated message, your payment has been successful

→ Total entry cost : 40.00
Payments made so far : 0.00
Current balance : 40.00

Payment

Stripe will send you an e-mail confirming your payment



Back to the
Competition
Homepage

Amateur

enter this category

Professional

minimum entry 1 images

images entered 2 images

maximum entry 10 images



Click add image if you want to add more pictures

add image

Professional

+ 2 image(s) : 40.00

Total entry cost : 40.00

Payments made so far : 40.00

Current balance : 0.00

[Back to Lens op de Mens homepage... or log out](#)

Neem deel aan de wedstrijd | Enter the competition

NL – Welkom op de wedstrijdpagina's van Lens op de Mens – Fotofestival Pelt 2023.

Op deze pagina's kan u zich registreren en foto's inzenden voor de preselecties van de openluchttentoonstelling.

U kan uw foto's insturen tot 6 februari 2023 om middernacht.

Volg de aanwijzingen hiernaast om uw inzending te starten.

In deze tutorial (weldra beschikbaar) leggen wij u stap voor stap uit hoe u uw foto's moet insturen en de betaling afwerken.

Bekijk ook onze [FAQ](#) – veelgestelde vragen-pagina.

EN – Welcome to the competition pages of Lens op de Mens – Fotofestival Pelt 2023.

On these pages, you can register and submit photos for the preselections for the outdoor exhibition.

The call for entries is open from 15 October 2022 to 6 February 2023.

Please follow the instructions opposite to submit your photos.

In this tutorial (available soon), we explain step by step how to submit your photos and complete payment.

Also check our [FAQ](#) page.

1) Nieuwe gebruiker?
Registreer u hier / New user?
Register an account

Al geregistreerd? Ga naar stap 2)
Already registered? Go to step 2)

[register here](#)

2) Login op uw account /
Login to your account

Klik om in te loggen
Click to log in

[log in here](#)

Gebruikersnaam of Paswoord
vergeten? / If you have forgotten
username/password

[Reset password here](#)

3) Start uw inzending / Click
to start your entry

Na beëindigen van stap 1) en 2)
Once you have completed the
above steps:

[begin entry](#)

- You have now submitted photos for the pre-selections of Lens op de Mens 2023
- If you want to add more photos afterwards, log in again and click start entry and repeat the procedure of the first photo upload
- If you add additional photos, only the balance of the new photos will be charged
- Any questions? Check our [FAQ-page](#)
- Still questions? Contact us via contest@fotofestivalpelt.be
- An international jury will judge your photos according to photographic and content qualities. You will receive confirmation which photos the jury selected for the exhibition after the competition closes during March 2023.
- All selected photos automatically enter a competition. Awards can be won in both categories. Medal winners will be invited to participate in a separate guest exhibition of winners at the next edition of Lens op de Mens.



Thank you!

Good luck with your entry

We would like to welcome you to

Lens op de Mens 2023 in Pelt